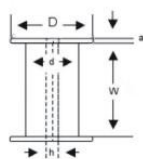
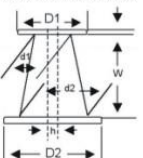
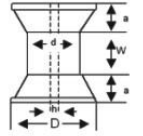
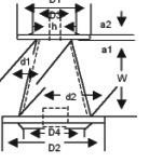


參考資料

Reference Data

膠軸尺寸規格表 Specification for Bobbins

(JIS C 3201 卷線用膠軸規格) JIS C 3201 sizes of bobbins

形狀 Shape	種類 Type 膠軸代號 (Bobbin No.)	邊緣徑D Flange Dia. D, D1 or D2 (mm)	胴徑d d1或d2 Barrel Dia. d, d1 or d2 (mm)	內幅 Barrel Length W (mm)	邊緣 Flange Thickness a (mm)	軸孔徑 Center Hole Dia. h (mm)	標準卷量 Std. Weight of Wire Carried (kg)	適用規格 Applicable Copper Wire Size (mm)		
<p>長型(PL-)(NP)(DIN) 一般通用型(R-) Long Traverse Type (PL-)(NP)(DIN) (Mainly placed vertically)(R-)</p> 	PL-600S	88	68	79	13.5	16	0.6	0.02~0.04		
	NP-13	202	117	153	17.5	32	13	扁平線用 Ribbon wire		
	PL-1	80	50	100	10	20	1	0.04~0.07		
	DIN-125	125	80	100	12.5	20	3	扁平線用 Ribbon wire		
	<p>長斜型(PT-) Long Traverse Taper Type (PT-) (Placed vertically)</p> 	PT-1	(⁹⁵ ₁₀₃)	(⁵³ ₅₈)	100	9.5	21	1.7	0.03~0.07	
		PT-2	(¹⁰² ₁₁₂)	(⁶⁰ ₆₇)	150	10	26	2.5	0.03~0.09	
		PT-4	(¹²⁴ ₁₄₀)	(⁷⁴ ₈₆)	170	15	26	5	0.05~0.14	
		<p>OPEN REEL型(PL-S) Open Reel Type (PL-S) (For high speed winding of fine wires)(OR-)</p> 	PT-10	(¹⁶⁰ ₁₈₀)	(⁹⁶ ₁₁₀)	200	15	30	10	0.10~0.50
			PT-15	(¹⁸⁰ ₂₀₀)	(⁹⁶ ₁₁₀)	200	15	30	17	0.15~
	<p>大型(PT-90) Big Type (PT-90)</p> 	PT-25	(²¹⁵ ₂₃₀)	(¹¹⁰ ₁₃₀)	250	15	30	25	0.15~	
PT-60		(²⁷⁰ ₃₀₀)	(¹⁵⁰ ₁₇₅)	350	25	45	60	0.20~		
PT-90		184 300 200 315	(¹⁸⁰ ₂₀₀)	425	(²⁰ ₁₈)	100	90	0.20~		

【註】1. 膠軸名稱說明：PL-、PT-、DIN-、NP-等表示膠軸的形狀。
2. 適用規格範圍可依客戶需求變更。

【note】1. The prefix of the bobbin number, PL-, PT-, DIN-, NP- represents the shape of the bobbin.
2. The range of the applicable wire size can be changed upon request.